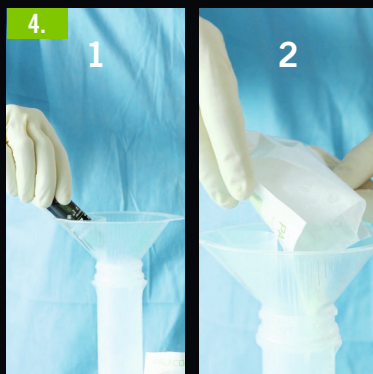




PALAMIX®

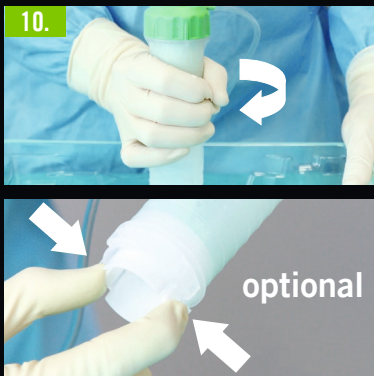

IMPORTANT HANDLING STEPS

This guideline includes the most important handling steps for the vacuum mixing system PALAMIX®. For more detailed information on handling and exact processing times, please refer to the relevant instructions for use.



Video on how to use PALAMIX®: www.herae.us/PALAMIX





www.heraeus-medical.com